





y saying /igh/


The Secret Door



Let's practise Sam's Sounds and Common Exception Words!



We are going to learn to spell some new Common Exception Words.



You will need paper and coloured pencils or pens or whiteboards for this part of the lesson.



Click me for Kit's teaching tips!



Time to practise by writing the word.

door

Practise

Play





Time to practise by writing the word.

floor


Practise

Play



Today, we are learning to read words containing


y saying /igh/



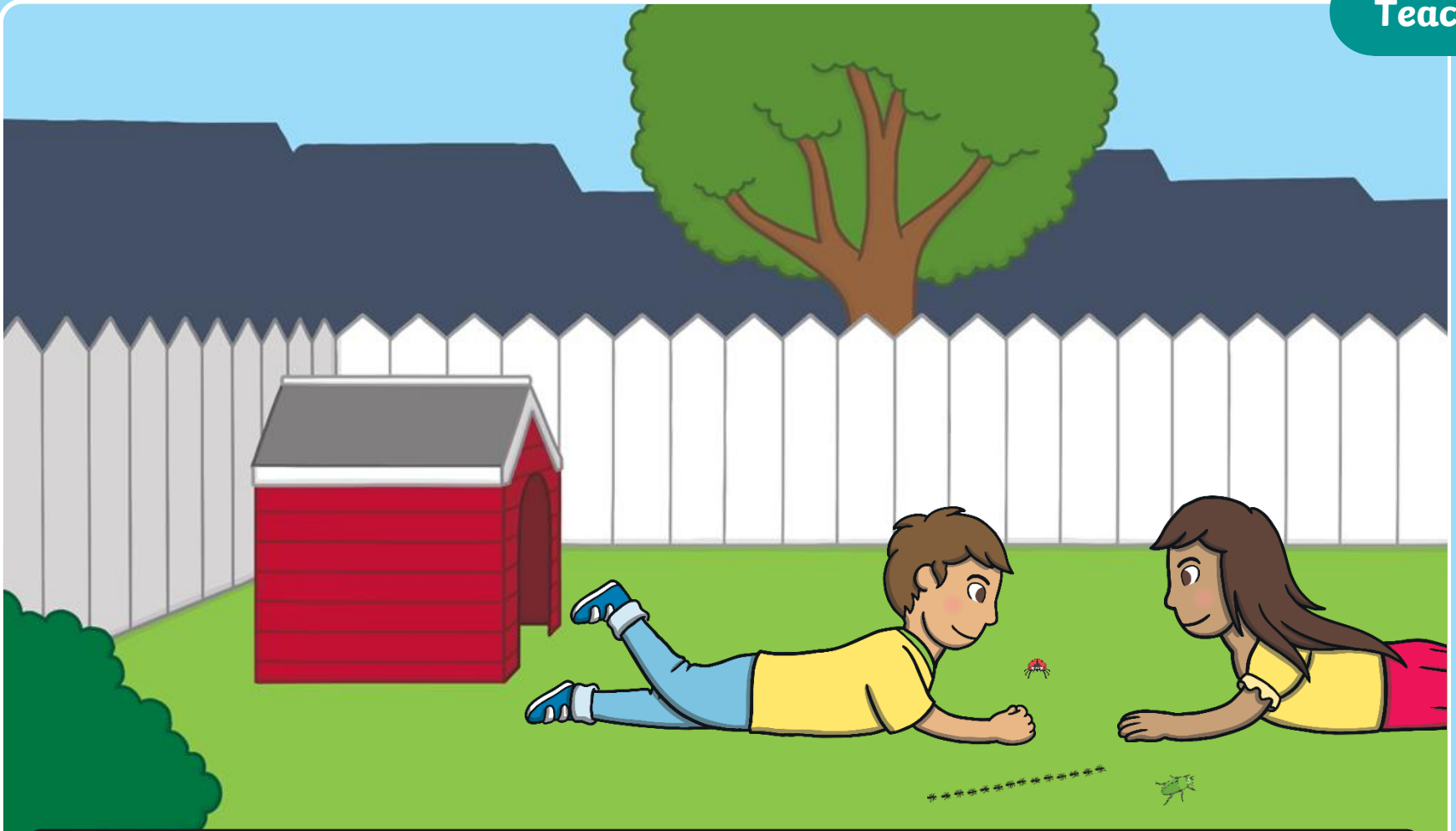
Now ask the children to help add this alternative spelling to the growing sound display and to look out for it on their sound mat.



Click me for Kit's teaching tips!



It was the last day of the summer holidays and Kit and Sam were lying in the grass, looking for insects.
“Look at the line of ants carrying bits of leaves.” said Sam.



“Yes,” said Kit. “Look, a beetle and a ladybird – they are so tiny!” Kit and Sam sat and watched a butterfly flap lazily from flower to flower. “There really are a lot of insects in our garden,” said Sam.


In lots of short words and some other words, the **y** makes the /igh/ sound.

by
my
try




Can you and your talk partner think of another word that might have 'y' saying /igh/ in it?

Kit and Sam are watching insects. Can you read the words containing **y** saying /igh/? Click on the insects to reveal a word to read.



Click on the insects. Can you read the words that contain **y** saying /igh/?



What do you notice about where the /igh/ sound is in these words?

Ants and Leaves

Help each ant to find their correct leaf. Show which ant should get the leaf by writing the number or showing it on your fingers.

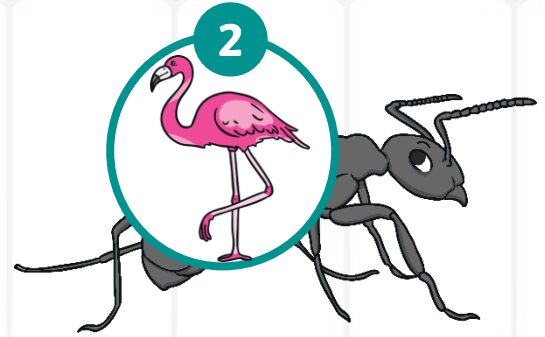

Instead of using the PowerPoint Practise slides, you may wish to do this activity physically by writing the words on balloons and throwing them to each other. Read and say the word your hand lands on when you catch the balloon.

X


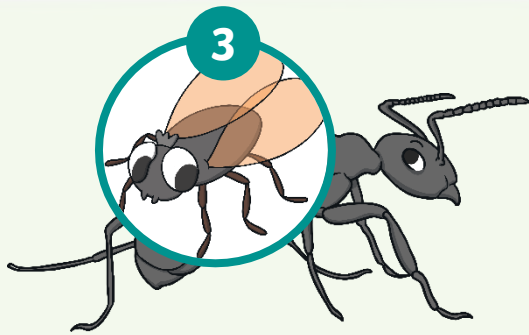




Click us for Physically Active Phonics tips!



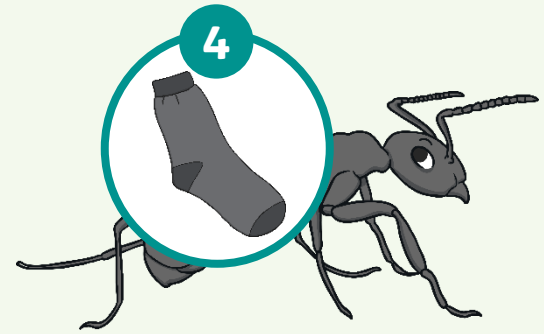
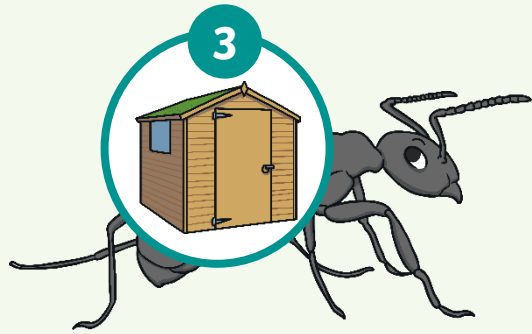




fly



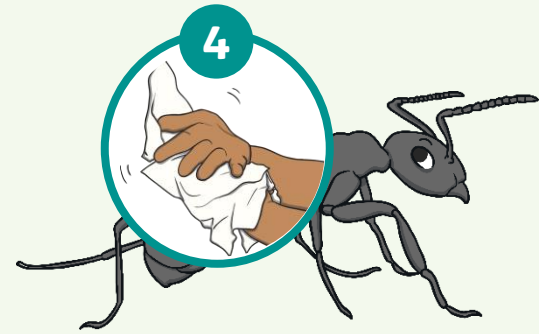
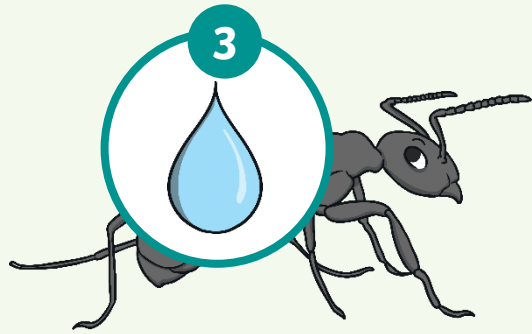




sky




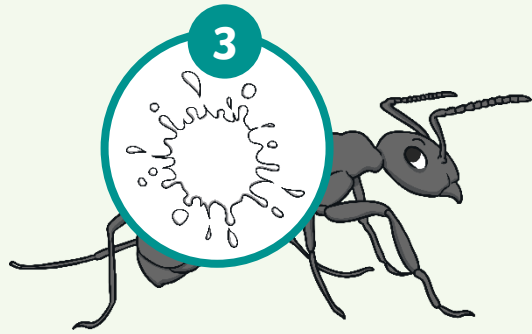


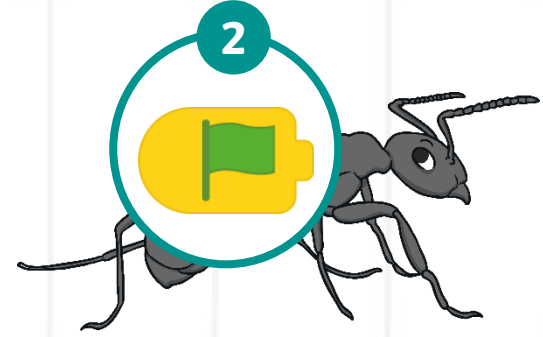

dry







why






spy





Kit and Sam followed the trail of ants as they carried their leaves to a gap in the fence. “Hey Sam, there is a tiny door in the fence!” said Kit.



“You’re right!” said Sam. “I’ve never seen that before. I wonder where it leads?” They bent down.

“There is a sign on the front,” said Kit. “Let’s read it.”

Can you and your talk partner read the sign and spot any **y** saying /igh/ words? You could write the **y** saying /igh/ words on your board.

**Why not come inside the door
And see what you can spy?
Some of us are on the ground
And some are in the sky.
Some of us are big and brave
And others are quite shy,
But try to spot us where you can,
Perhaps you'll learn to fly!**

Check





“I want to go in!” said Sam, excitedly.

“But we’re too big to fit through the door,” said Kit, thinking hard.

“Unless we use...”

“The magic map!” finished Sam.

Today, we have learnt...

y

saying /igh/



The adventure
continues next lesson!

